



## TERMS OF USE



Thank you for downloading this resource. By using this resource, you agree that you are **licensed** to use it as the **sole user** for your **classroom and/or personal use** and that the contents are the property of Elsa-Support. This means you must **not** share this resource with others.

This resource and its content is copyright of Elsa-Support Ltd.  
©Elsa-Support 2021. All rights reserved.

This resource **must not** be displayed digitally for public view, uploaded to a school or any other website, distributed via email, or submitted to file sharing sites. The resource **must not** be altered in anyway and our copyright labels should remain on the resource. Any redistribution or reproduction of part or all of the contents in any form is prohibited.

**Thank you for abiding by copyright law.**



[www.elsa-support.co.uk](http://www.elsa-support.co.uk)






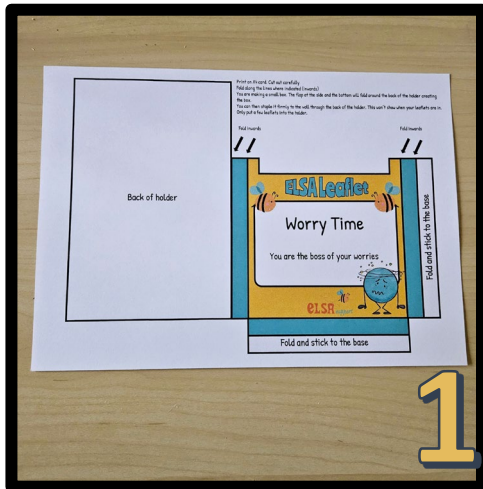
## How to prepare the leaflet holder

Please note the photos may not show the leaflet holder included in this pack

Print onto A4 card (paper may not be strong enough). Ensure in your print settings that you are printing on A4 and not the American 'letter' size. This is often the default setting so needs changing.

Cut out very carefully. A guillotine can do parts of it, but the rest will need hand cutting with scissors.

Fold inwards along the black lines. Wrap the front part around the back part. Stick the tabs to the back. You will have a small box. The backing has been purposely made taller to give you something to staple to the wall. You won't see much of this once the leaflets are in place. Don't overfill the holder.



Print on A4 card. Cut out carefully  
Fold along the lines where indicated (inwards)

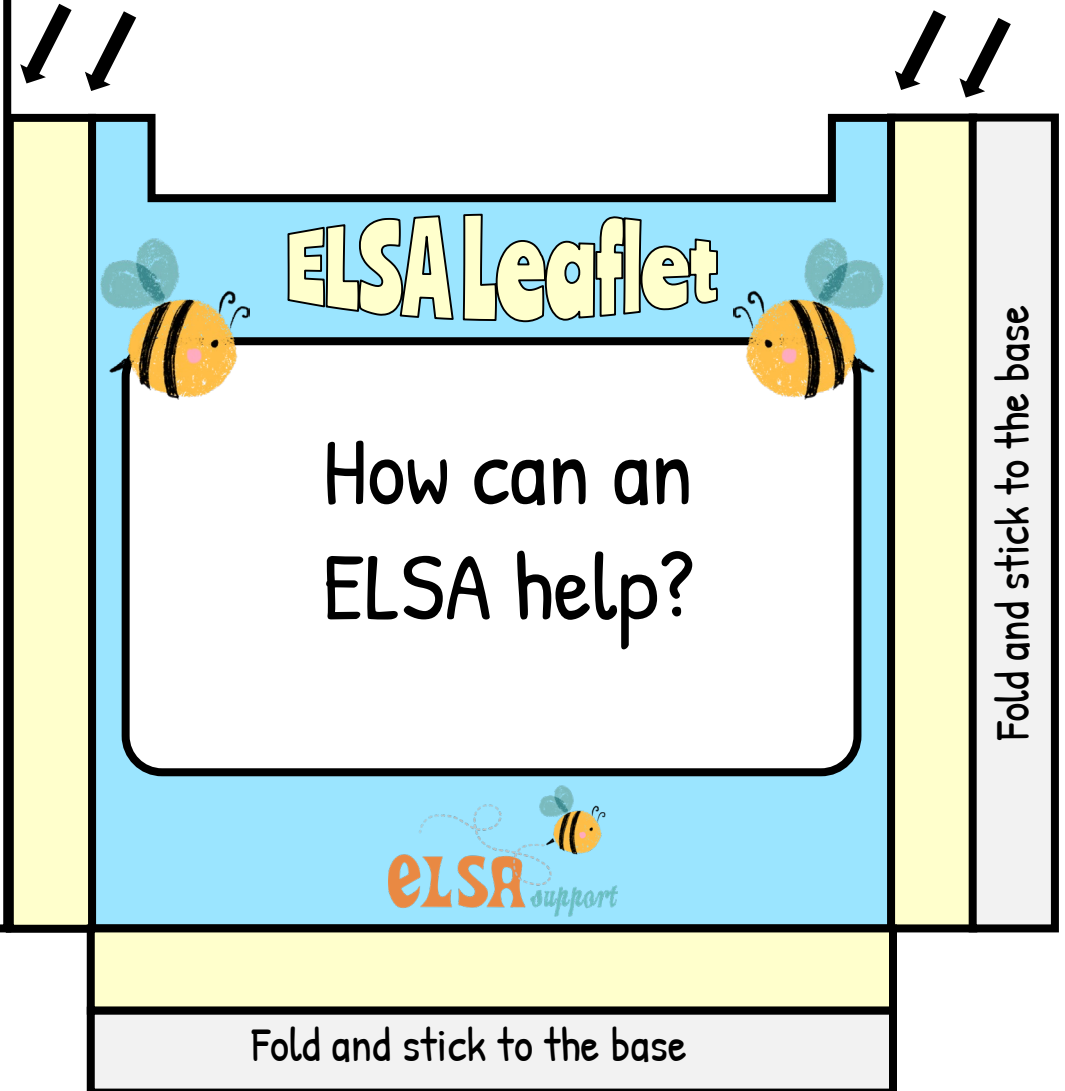
You are making a small box. The flap at the side and the bottom will fold around the back of the holder creating the box.

You can then staple it firmly to the wall through the back of the holder. This won't show when your leaflets are in. Only put a few leaflets into the holder.

Fold inwards

Fold inwards

Back of holder



Fold and stick to the base

Fold and stick to the base