



TERMS OF USE



This resource and its content is copyright of Elsa-Support Ltd.
©Elsa-Support 2021. All rights reserved.

All free products on this site are subject to a **Creative Commons Copyright Licence**. You are free to copy, distribute, display, and perform the work under the following conditions:

Attribution: You must give the original author credit - that is **Elsa-Support**, and our copyright labels must remain on the resource.


Non-Commercial: You may **not** use this work for commercial purposes. **You cannot sell this work or use it for financial gain.**

No Derivative Works: You may **not** alter, transform, or build upon this work. **You must not change our work in anyway.**

Thank you for abiding by copyright law.



www.elsa-support.co.uk







Other resources you will LOVE!



Please click the image to take you to this related and relevant resource:



www.elsa-support.co.uk





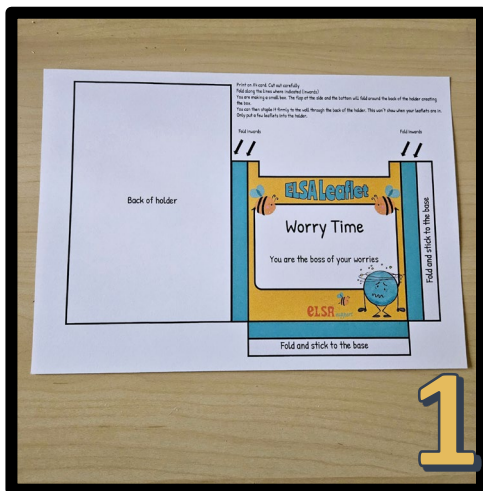
How to prepare the leaflet holder

Please note the photos may not show the leaflet holder included in this pack

Print onto A4 card (paper may not be strong enough). Ensure in your print settings that you are printing on A4 and not the American 'letter' size. This is often the default setting so needs changing.

Cut out very carefully. A guillotine can do parts of it, but the rest will need hand cutting with scissors.

Fold inwards along the black lines. Wrap the front part around the back part. Stick the tabs to the back. You will have a small box. The backing has been purposely made taller to give you something to staple to the wall. You won't see much of this once the leaflets are in place. Don't overfill the holder.



Print on A4 card. Cut out carefully
Fold along the lines where indicated (inwards)



You are making a small box. The flap at the side and the bottom will fold around the back of the holder creating the box.

You can then staple it firmly to the wall through the back of the holder. This won't show when your leaflets are in. Only put a few leaflets into the holder.

Fold inwards

Fold inwards

Back of holder



ELSA Leaflet



5 a Day for
Wellbeing

A guide for adults

elsa support 

Fold and stick to the base

Fold and stick to the base