



TERMS OF USE



This resource and its content is copyright of Elsa-Support Ltd.
©Elsa-Support 2021. All rights reserved.

All free products on this site are subject to a **Creative Commons Copyright Licence**. You are free to copy, distribute, display, and perform the work under the following conditions:

Attribution: You must give the original author credit - that is **Elsa-Support**, and our copyright labels must remain on the resource.


Non-Commercial: You may **not** use this work for commercial purposes. **You cannot sell this work or use it for financial gain.**

No Derivative Works: You may **not** alter, transform, or build upon this work. **You must not change our work in anyway.**

Thank you for abiding by copyright law.



www.elsa-support.co.uk







Other resources you will LOVE!



Please click the image to take you to this related and relevant resource:



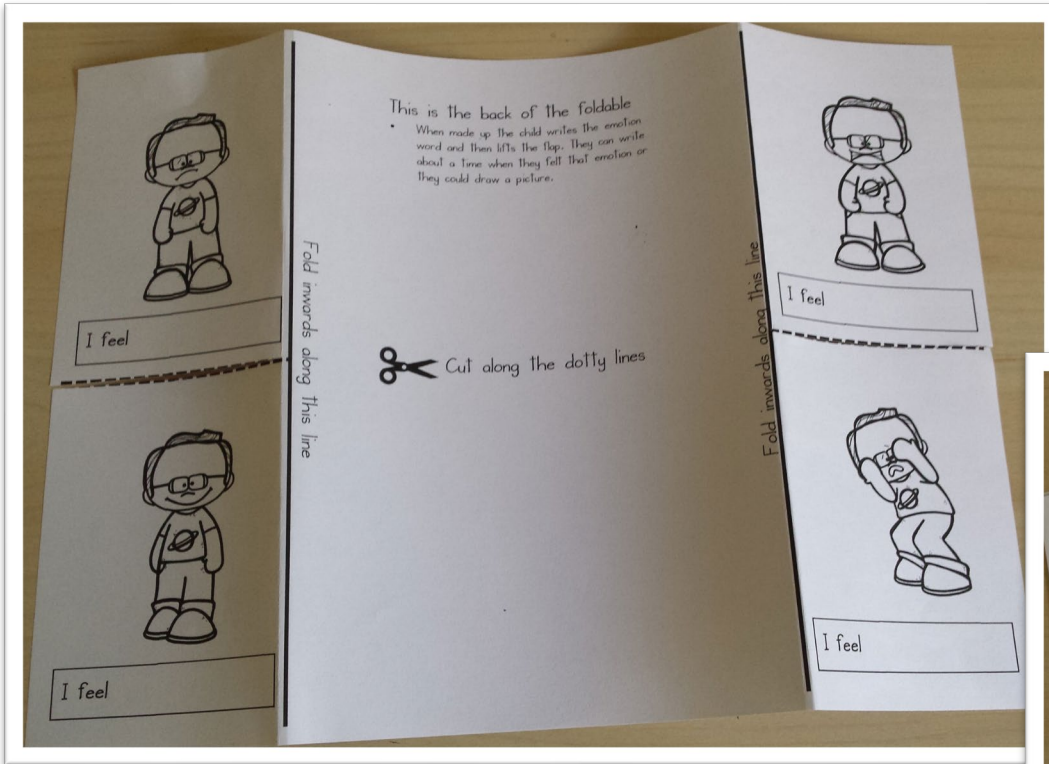


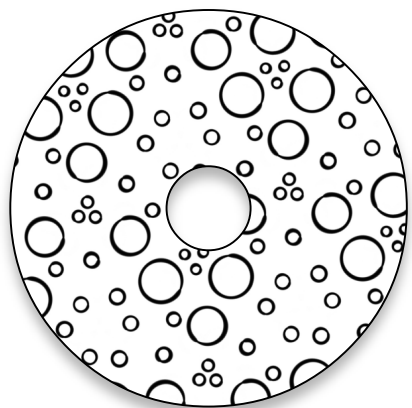
www.elsa-support.co.uk



Making your foldable

Print onto A4 Or A3 paper or card. Fold the sides inwards and cut the dotted line. Turn over and you have a foldable where flap can be opened. The child can write on the space underneath and also on the back of the picture.





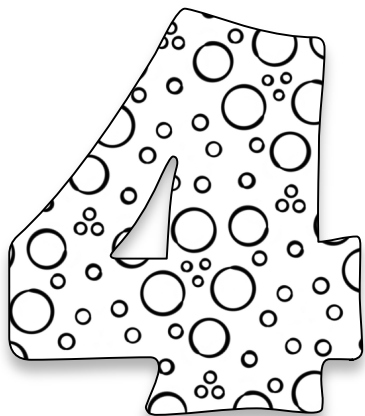
Something I want to stop doing

Fold inwards along this line

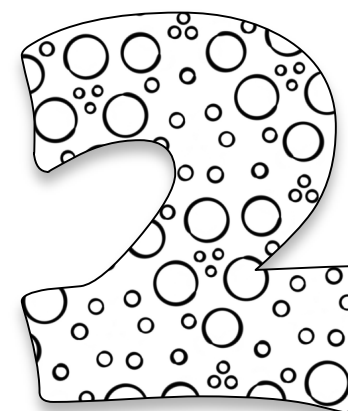
- This is the back of the foldable
- When made up the child can colour the image and lift the flap to do their writing.



Cut along the dotted lines

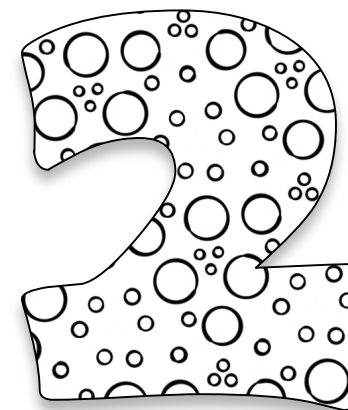


Four ways to help others




Ways to show kindness

Fold inwards along this line



Targets I want to make




Something I want to stop doing

Fold inwards along this line

- This is the back of the foldable
- When made up the child can colour the image and lift the flap to do their writing.



Cut along the dotted lines



Four ways to help others



Ways to show kindness

Fold inwards along this line



Targets I want to make