



TERMS OF USE



This resource is **copyright ©ELSA Support**

All free products on this site are subject to a **Creative Commons copyright licence**. You are free to copy, distribute, display, and perform the work under the following conditions:

Attribution: You must give the original author credit (**That is ©ELSA Support**)


Non-Commercial: You may **not** use this work for commercial purposes (**You cannot sell this work or use it for financial gain**)

No Derivative Works: You may **not** alter, transform, or build upon this work (**You must not change our work in anyway**)

Thank you for abiding by copyright law.



www.elsa-support.co.uk


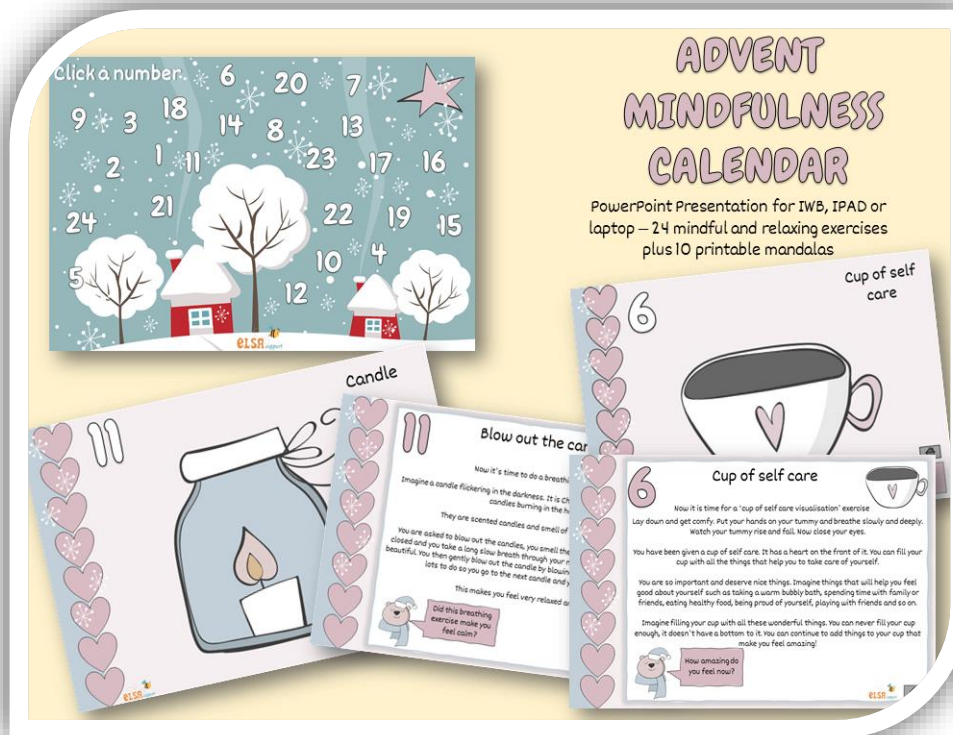




Other resources you will LOVE!



Please click the image to take you to this related and relevant resource:




www.elsa-support.co.uk




Instructions to make your box




1. Cut out the squares carefully



4. Cut each corner piece along the line to the fold.



2. Turn over and draw diagonal pencil lines on the back of each piece.



5. Fold in and glue



3. Start with the bottom of the box by folding each side inwards to the centre point. Fold to create a crease and then fold back.



6. Your finished box bottom. Repeat with the top of the box but when folding inwards, fold just before the centre point, approx. 2mm. This will make the lid a tiny bit bigger so it will fit on the bottom of the box.

The finished box

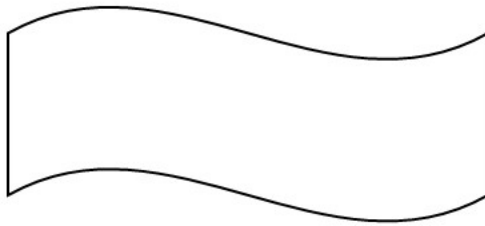


There is also a mindful colouring box included in the pack so make sure that is coloured before making into a box.

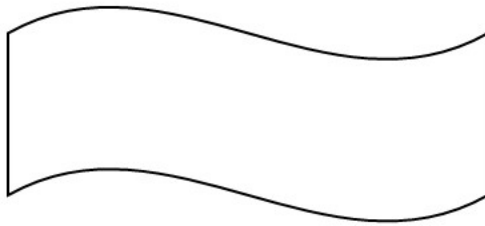
These can also be made from old Christmas cards by cutting out 2 perfect squares from a card.



My
Christmas
memories

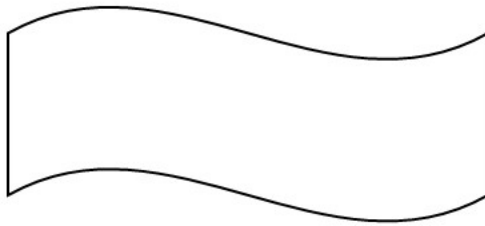


My
Christmas
memories



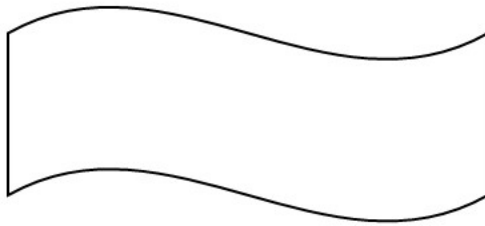
The background of the entire page is a vibrant red color, densely decorated with various white snowflake patterns of different sizes and designs. In the center, there is a white rectangular box with a thin red border. Inside this box, the text "My Christmas memories" is written in a bold, red, rounded font with a white outline. At the bottom center of the page, there is a small logo for "ELSA support" featuring a yellow bee with blue wings and the text "ELSA support" in a stylized font.

**My
Christmas
memories**



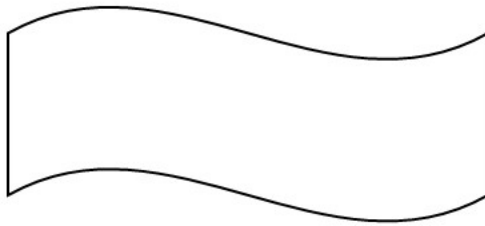


My
Christmas
memories





My
Christmas
memories





My
Christmas
memories

