



## TERMS OF USE



This resource is **copyright ©ELSA Support**

All free products on this site are subject to a **Creative Commons copyright licence**. You are free to copy, distribute, display, and perform the work under the following conditions:

Attribution: You must give the original author credit (**That is ©ELSA Support**)

Non-Commercial: You may **not** use this work for commercial purposes (**You cannot sell this work or use it for financial gain**)

No Derivative Works: You may **not** alter, transform, or build upon this work (**You must not change our work in anyway**)

**Thank you for abiding by  
copyright law.**



[www.elsa-support.co.uk](http://www.elsa-support.co.uk)





Other resources you will LOVE!



Please click the image to take you to this related and relevant resource:

**FLIP FLOP  
FOLDABLE EMOTIONS**


**20 emotions covered – children learn to identify the expression of an emotion, what makes them feel an emotion, physical signs and also synonyms of the emotion**

**ELSA** support  
www.elsa-support.co.uk




[www.elsa-support.co.uk](http://www.elsa-support.co.uk)






**\*\*Please note that this image is NOT included in this resource. It is a way of showing you how to fold and use this resource**

Trim the margins from the top and the bottom of the page. This is so your folding will be equal and correspond with the lines drawn. The face will then match up correctly.




Take the top of the piece of paper and just fold downwards in half. The image will be on the inside.

Fold the bottom quarter upwards



You have your foldable ready to use.





This makes me feel happy...

My happiest memory

People who make me feel happy

Some other words for 'happy'





My happy place

