




TERMS OF USE



This resource is **copyright ©ELSA Support**

All free products on this site are subject to a **Creative Commons copyright licence**. You are free to copy, distribute, display, and perform the work under the following conditions:

Attribution: You must give the original author credit (**That is ©ELSA Support**)


Non-Commercial: You may **not** use this work for commercial purposes (**You cannot sell this work or use it for financial gain**)

No Derivative Works: You may **not** alter, transform, or build upon this work (**You must not change our work in anyway**)

Thank you for abiding by copyright law.



www.elsa-support.co.uk





Other resources you will LOVE!




Please click the image to take you to this related and relevant resource:

Home Learning Social and Emotional Bundle

- Affirmations Activity Pack
- Reflective Journal
- Self esteem workbook
- Comic strips
- Mindful time colouring sheets
- Mindfulness challenge cards
- Express yourself art doodling
- Mindful Moments Positives journal KS2\3
- Mindful Moments Positives journal KS1
- Mindful Mandalas
- Good Mental Health workbook

elsa support



www.elsa-support.co.uk



Included in this pack is a school house and a home

I would suggest you use these to help talk to children about who need to be at home and children who need to be in school.

Write the name of your school on the school house and make it up. You can both help colour it in if you want to before starting. Print onto card and cut around the edge. Fold all the lines and fold the flaps. Glue together. Leave the top part open so that you can pop things into the school house and home. Please see the following page for an example of another house that we have provided in the past.

There are some suggested question cards on the following page. Please use your knowledge of the child to decide which ones you will use.

There are some speech bubble cards and some thinking bubble cards for recording thoughts and feelings.

There are some cards for drawing or writing for popping in the school or house.

♥Debbie♥

Why do you think you
need to be in school
right now?

How do you feel about
being in school right
now? Can you draw
your face or write the
feeling word down?
Can you show me on
your face?
Pop your drawing in
the school.

Are any of your
friends at home right
now? What do you
think they are doing?
Can you draw a
picture of what they
might be doing? Pop it
into the house.

Is it fair that you need
to be in school and
some of your friends
are at home? Where
would you rather be?
Draw a picture of you
and pop it into the
house or the school
to show me.

Why do you think
people are staying in
their homes right
now?

How is school
different now? Do you
prefer it or not?
Why?

What do you miss
most in school or
home right now?
Can you draw it and
pop it in the school or
home?

Do you feel safe in
school? Why?

Do you feel safe at home right now? Why?

What might your friend be thinking at home right now? Write in a thinking bubble and pop it into the house.

What are you thinking right now? Write in a thinking bubble and pop it into the school.

Do you think your friends at home will be doing work too? Will it be the same as you are doing? Which would you prefer?

Where are your parents right now? What are they doing?

Do you feel proud of your parents for being keyworkers?

Why is it important that your parents keep on working?

Is there anything at all you are worried about at school? Can you write it in a speech bubble and pop it into the school?

Is there anything you are worried about at home right now? Write it in a speech bubble and pop it into the house.

What sort of things do you like to do at home? Draw a picture and pop it into the house.

What sort of things do you like to do at school? Draw a picture and pop it into the school.





What do you think your mum/dad is doing right now? Can you draw a picture?





Who is living in your home right now? Can you draw their pictures?

Is there anyone you are not allowed to see right now? How do you feel about that? Can you draw your face or write in a speech bubble? Pop it into the house.

If there is someone you can't see at the moment who you are missing. How can you keep in touch with them?

Make a list of things you would like to do whilst you are at school. Pop it into the school.








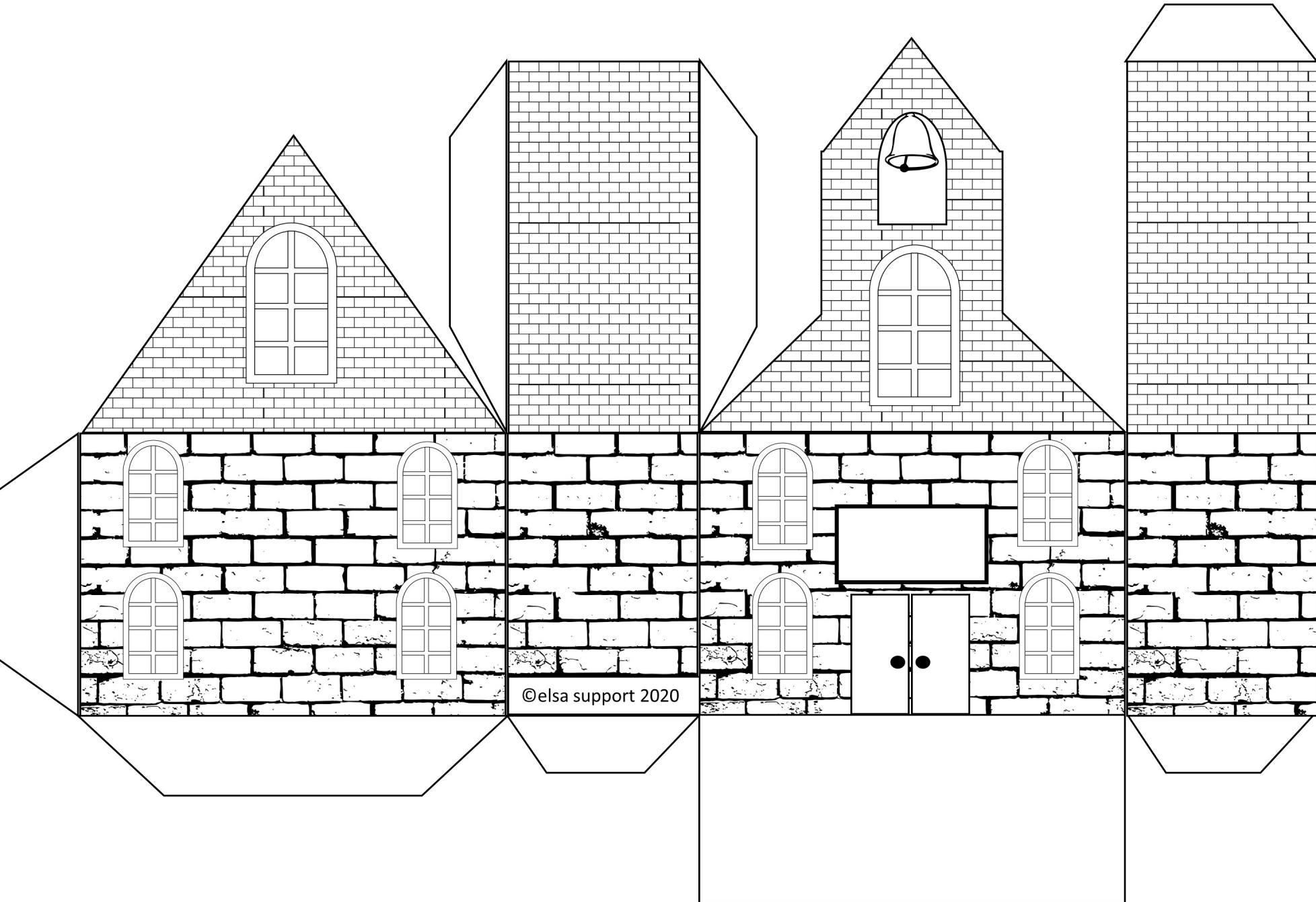
<hr/> <hr/> <hr/> <hr/> <hr/>	<hr/> <hr/> <hr/> <hr/> <hr/>
<hr/> <hr/> <hr/> <hr/> <hr/>	<hr/> <hr/> <hr/> <hr/> <hr/>

This is just an example of how you cut
and fold the houses for reference

Instructions

- Cut out
- Fold all lines inwards
- Colour
- Stick together
- Leave the right hand flap loose. Use a bit of bluetac to close up when work has been done.





©elsa support 2020

